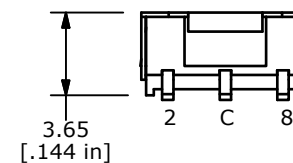
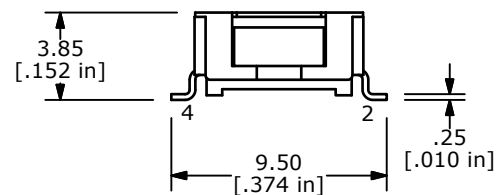

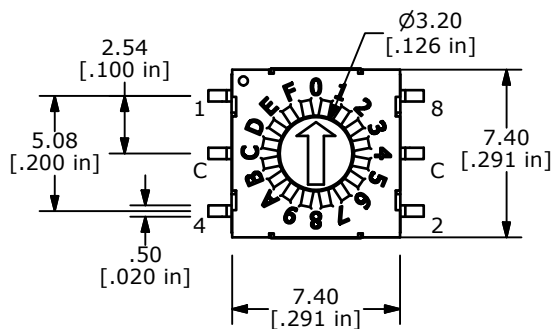


COMPLEMENT CODE

	C	1	2	4	8	
0	●	●	●	●	●	0
1	●		●	●	●	1
2	●	●		●	●	2
3	●			●	●	3
4	●	●	●		●	4
5	●		●		●	5
6	●	●		●		6
7	●				●	7
8	●	●	●	●		8
9	●		●	●		9
10	●			●		A
11	●			●		B
12	●	●	●			C
13	●		●			D
14	●	●				E
15	●					F



NOTES:

1. ALL DIMENSIONS IN MM [INCH]
2. GENERAL TOLERANCE: X.X=± 0.4
X.XX=± 0.25
3. TERMINAL NUMBERS FOR REFERENCE ONLY
4. OPERATING FORCE: 120gf/cm ± 30gf
- ▲ 5. CONTACT RATING: 100mA, 42V DC (SWITCHING)
400mA 42V DC (NON-SWITCHING)
6. CONTACT RESISTANCE: 80mΩ MAX.
7. INSULATION RESISTANCE: 100MΩ MIN @ 250VDC
8. DIELECTRIC STRENGTH: 250VAC 1 MIN.
9. LIFE: 25,000 STEPS
10. OPERATING TEMPERATURE: -60°C TO 125°C
11. PACKAGING: 1300 PCS TAPE AND REEL
12. IP RATING: IP67
13. ▲ DENOTES CRITICAL PARAMETER
14. 2002/95/EC (ROHS) COMPLIANT



TITLE RDMAC16S1R

A	20278	RELEASE TO PRODUCTION	11/14/11	BMA
REV	PCR NO	DESCRIPTION	DATE	BY

SCALE	DATE	DR	DWG	REV
3:1	11/14/2011	BMA	U100008	A

THE INFORMATION CONTAINED IN THIS DOCUMENT IS PROPRIETARY TO E-SWITCH AND IS NOT TO BE COPIED OR TRANSFERRED